



POWER & RELIABILITY

SOS Booster is the essential tool to safely start all vehicles and machines that have a battery breakdown.

SOS 12V & 24V PORTABLE MODELS

The following three models are essential for the Mining and Construction sectors:



IDEAL FOR RECOVERY VEHICLES

SOS 12V-1200CA

PETROL OR DIESEL

The perfect tool to jump start equipment up to 175HP without a battery.

Eg. Loaders, Excavators, Tractors...



SOS 24V-1200CA

PETROL OR DIESEL

The perfect tool to jump start all types of 24V vehicles up to 1500HP without a battery.

Eg. Articulated trucks, Hydraulic or Wheel excavator, Graders...



- This model is available in 12/24V (see Technical Specification on second page).



RECOMMENDED OPTION Ref: 862710

Professional charging cable to recharge the Booster on board a vehicle.

- 5m length
- Anti-return diode
- Easy to connect



▶ A Booster always ready to work when you need it to.

SOS Booster has attracted customers from all over the world because of its products innovation, extreme power and superior reliability.

SOS 12/24V MOBILE MODEL

IDEAL FOR WORKSHOPS AND SITES

SOS 12/24V-3200/1600CA

This mobile model on wheels is easy to move around workshops or on work sites.

PETROL OR DIESEL

For heavy duty use, **25% more powerful than** the 12/24V-2400/1200CA.

This mobile Booster can start engines up to 1500HP without batteries, even vehicles which have been stationary for a long time, and at temperatures ranging from -30°C to +60°C.



RECOMMENDED OPTIONS EASY AND SAFE CONNECTIONS

To ensure fast and reliable jump starting, **SOS Booster®** offers several cables and connectors designed for the construction and mining sector.



Part No: 860039

Fix an auxiliary connector on all of your vehicles to make their batteries accessible at all times.



Part No: 860035

Part No: 860037

Use this special cable to connect the Booster directly to your vehicle. This connector ensures better conductivity and avoids any connection errors.








Part No: 976003

3m/50mm² Jump Start cable with a special HEAVY DUTY 24V plug and an auxiliary red connector.



Technical Specifications

	RECOVERY VEHICLES			WORKSHOPS & SITES	
	 SOS 12V 1200CA	 SOS 12/24V 2400/1200CA	 SOS 24V 1200CA	 SOS 12/24V 3200/1600CA	 SOS 24V 1600CA
Item	860003	760008	760005	960000	960002
Voltage	12 V	12/24 V	24 V	12/24 V	24 V
Cranking Amps	1200 A	2400/1200 A	1200 A	3200/1600 A	1600 A
Peak Amps	3100 A	6200/3100 A	3100 A	7750/3875 A	3875 A
Cable length	1.50 m	1.35 m	1.35 m	1.95 m	1.95 m
Radaflex® Welding cable size	35 mm ²	50 mm ²	50 mm ²	70 mm ²	70 mm ²
Type of clamps	850 A	850 A	850 A	850 A	850 A
Automatic electronic charger AC/DC	1.3 Ah	3.6 Ah	4 Ah	7 Ah	4 Ah
12V Output	16A	16 A	no	16 A	no
Reverse polarity system	option	yes	yes	yes	yes
Internal fuse on the batteries	yes	yes	yes	yes	yes
Weight	14.5 kg	24.8 kg	24.5 kg	55 kg	55 kg
Shipping Weight	16.5 kg	28.5 kg	28 kg	58 kg	58 kg

More than 40 Models in 6, 12 and 24 Volts Available.



www.proquip.com.au

